



# Milton-Ulladulla

**ORCHID SOCIETY INC.**

Web Site: [www.miltonulladullaorchidsociety.weebly.com/](http://www.miltonulladullaorchidsociety.weebly.com/)  
<https://www.facebook.com/miltonulladullaorchidsociety/>

**President/Secretary:**

Bruce McIntosh

[michellemcintosh3@bigpond.com](mailto:michellemcintosh3@bigpond.com)

44541220

**Vice President:**

Bob Harper

44540497

**Treasurer:**

Rod Thomas

[rofae@tomos.biz](mailto:rofae@tomos.biz)

4456 4352

**Editor:**

Anne-Marie Collins

[arimanee@yahoo.co.uk](mailto:arimanee@yahoo.co.uk)

0427885186

**Committee:**

Michelle McIntosh

Gary McConnell

Sam Burton

Jo Church

Liz Karacsonyi

\*\*\*\*\*

**POSTAL ADDRESS :**

M.U.O.S.

P.O.Box 603

Ulladulla NSW 2539

\*\*\*\*\*



**To all members and their families,  
we wish you a  
very Merry Christmas and  
a Happy New Year for 2019  
from the Milton-Ulladulla Orchid**

**Society Committee**



\*\*\*\*\*

**RAFFLE WINNERS from NOVEMBER Meeting—**

J. Brennan 4, Y. Young 4, A.M.Cerneck 3, A.M.Collins 3, M.Higgins 3, M.Hughes 2, R. Cox 2, D. Cambourn 2, S. Hawkins 2, M. McDougal 2, B. Rutledge 2, H. Harris 2, A. Moody 2, L. Cleaver 2, T. Legge 1, G. Callaghan 1, P. Callaghan 1, M. Martin 1, B. Harper 1, D. Hogan 1, J. Sambrook 1, I. Smythe 1, G. McConnell 1, R. Spry 1, R.Boyd 1 & S. Burton 1.

**A big thank you to those who bring in items for the monthly meeting raffle or for either of our 2 auctions this year—greatly appreciated. :)**

**NOVEMBER 2018**

**NEXT MEETING: 10th December, 2018**



**2018 Christmas Party and Awards Presentation**

The Club will be providing meats & buns for the Christmas Party. Members are asked to provide nibbles, salads & desserts plus their own drinks. Guests of members are allowed, at a cost of \$10.00 per guest. Ring Bruce with your information by the end of November. There will be a fantastic Christmas raffle—many prizes.

**No plant benching due to party.**

**Arrival time is 1:00 p.m. as we need to set up.**  
..CWA Hall 57 Wason Street, Milton NSW :)

\*\*\*\*\*

**GROW COMPETITION.**

“Grow Comp. “plants - Sarco. Kulnura Kalliedescope ‘Frangipani’ x Roberta ‘Good Yellow’, & Den. Superstar ‘Bright’ [ 2017 comp. plant], have now both flowered [ photo on page 3] and both competitions are finished. Good growing all. We look forward to next year’s competition. :)”



## 2018 PROGRAM

### December

#### 10th – MUOS Christmas Party



\*\*\*\*\*

### 2019 Dates for your diary.

March 23rd & 24th - Workshop [ B.B.O.F.S.]  
 July 13th & 14th - M.U.O.S. Winter Show  
 19th & 20th - B.B.O.F.S. Winter Show  
 August 24th & 25th - E.O.C. Spring Show  
 September 6th & 7th - B.B.O.F.S. Spring Show  
 14th & 15th - M.U.O.S. Spring Show  
 October 5th & 6th - S. & W. Regional Conference &  
 Show [ E.O.C.]  
 18th & 19th - B.B.O.F.S. Native Show

\*\*\*\*\*

### 2019 Biennial Orchid Show & Conference for South & Western N.S.W.

Hosted by Eurobodalla Orchid Club.

Saturday 5th & Sunday 6th, October, 2019.

Orchid clubs as far away as Albury and Wagga Wagga are expected also many South Coast clubs.

Vendors will be in attendance.

Plus many displays with the theme “ Nature’s Way.”

See you there. :)

\*\*\*\*\*

### Society Polo Shirts

Society Polo Shirts can be ordered from the Secretary. These are coloured purple with a white logo and are available in the following sizes. See the Secretary if interested in one.

Ladies 8-24 Mens to 5xL

\*\*\*\*\*

### Batemans Bay Orchid & Foliage Society Workshop

Saturday, 23rd & Sunday, 24th March , 2019

#### Batemans Bay Soldiers Club

The registration form can be down loaded from their web site.

FOUR speakers, with plants & flasks for sale. :)

Anne-Marie will have registration forms at our Christmas Party.

## NEW MEMBER WELCOME

Welcome Graham Jackson, we hope you enjoy your time with our club.

NEW MEMBERS are always welcome.

\*\*\*\*\*

### WISH LIST

#### SANTA please read —

Bob Harper—Sarc. George Coulthorpe X Bessie  
 Suzanne Brennan—Den. densiflorum  
 Sam Burton—yellow Psychopsis  
 Michelle McIntosh—angraecum , Oncidium chei-rophorum.  
 Mary Glading—Laelia anceps ‘alba’  
 Liz Karacsonyi— Dock. Aust. Ginger  
 Doreen Cambourn— Den. Hageromd ‘Spring Beauty’ X sailor boy ‘Shirasagi’ , Dendrochilum Cobbianum  
 Peter Hay— Cephalotus [ Albany pitcher plant] fol-licularis [contact Anne-Marie for this person].  
 Jo Church—Coelogyne cristata

\*\*\*\*\*

### —FOR SALE—

Speciosums for sale—contact Michelle McIntosh.

\*\*\*\*\*

Yes, please Santa.

I’ve been good, so Jo says.



\*\*\*\*\*

NO BENCHING OF PLANTS AT THE CHRISTMAS PARTY.

Thank you. :)



## CLUB WINNERS from our November meeting:

### Open

Cym Mini equal 1st	no 1	Michelle McIntosh
	And no 2	Liz Cleaver & Tony Groube
Paphiopedilum	1st no 3	Ron Boyd
Cattleya to 70mm	1st no 4	Liz Cleaver & Tony Groube
Cattleya over 70mm equal 1st	no 7	Yvonne Young
	& no 9	John Clancy
Dendrobium	1st no 14	Garry & Pat Callaghan
Native hybrid	1 <sup>st</sup> no 36	Liz Cleaver & Tony Groube
Native Species equal 1st	no 40	John Clancy
	And no 43	Harry Harris
Oncidiinae Alliance	1st 44	L. & B. Phelan
Misc	1st no 47	Liz Cleaver & Tony Groube
Species	1 <sup>st</sup> no 55	Yvonne Young
Vandaceous	1st no 57	Michelle McIntosh
Fern	1st no 58	Harry Harris
Foliage	1st no 60	Rhonda Spry

### Intermediate

Cym. Mini	1st no 61	John Harriman
Cattleya to 70mm	1st no 62	Rod Thomas
Dendrobium	1st no 64	John Harriman
Native Hybrid	1st no 69	John Harriman
Oncid. Alliance	1st no 68	John Harriman

### Novice

Cym. Mini	1st no 70	Jo Church
Cattleya greater than 70mm	1st no 74	Helen Douglass
Dendrobium	1st no 78	Jo Church
Native Hybrid	1st no 82	Helen Douglass
Native Species	1st no 86	Jo Church
Onc Alliance	1st no 89	Helen Douglass
Species	1st no 96	Helen Douglass
Miscellaneous	1st no 95	Helen Douglass
Phall	1st no 99	Jo Church



### Popular Vote

<b>Open</b>	1 <sup>st</sup> no 14	Garry & Pat Callaghan
	2 <sup>nd</sup> no 11	Garry & Pat Callaghan

<b>Intermediate</b>	1 <sup>st</sup> no 62	Rod Thomas
	2 <sup>nd</sup> no 64	John Harriman

<b>Novice</b>	1 <sup>st</sup> no 86	Jo Church
	equal 2 <sup>nd</sup> no 95	Helen Douglass & no 78 Jo Church

Well done to those who benched this year & the best of luck to everyone with your growing, flowering and benching in 2019.



### GROW COMP. WINNERS:

#### Sarc

1<sup>st</sup> Liz Cleaver & Tony Groube [flowered] in picture above ^  
2<sup>nd</sup> Michelle McIntosh 3<sup>rd</sup> Lynne Phelan

#### Dendrobium.

1<sup>st</sup> Liz Cleaver & Tony Groube [flowered] 2<sup>nd</sup> Michelle McIntosh



# NOVICE CORNER BY A.M.C. & J.C.




**GROW Orchids**  
TIPS FOR BEGINNERS



**Dividing a Laelia anceps**—these are related to the Cattleya family so treatment at dividing time is the same .

Part 1—Over due I'd say, growths over the pot are typical. Timing of division is best as new growths form together with new roots. If no new roots, don't divide. Oct to Nov usually the best time for most, but not all.

Part 2—Close up in reality these roots are a tad too long. Damage is more likely the longer they are. We divide now so new roots establish the plant straight away. If no roots then plants tend to stress and shrivel. Recovery is longer or not at all in some cases.



Part 3—Keep divisions as large as possible. Ideally cut 4 or 5 canes back from the forward lead, which is last year's growth. Larger divisions handle the stress better and are more likely to flower.

Thank you to Steve Howard, for the excellent instruction on this topic. He is a well known Australian Orchid Council judge and orchid grower, from S. A. He can be found on Facebook, on the page "Orchid Culture & Advice Australia". In 2019 we will have more of his helpful, novice friendly advice. [Permission must be gained from the author before using this article or pictures.] A.M.



Part 4—Your division will look like this. Keep the roots attached to the first lead. Remove the rest. If the front roots poor then keep the second canes roots. Most roots beyond the third cane are dead anyway.



Part 5 —Centre plant so forward lead and new roots are in the middle of the pot. Stake securely so it doesn't move. Pack mix in firmly by pressing in from the side of the pot. Water in with Seasol for the first couple of months. Keep a bit shadier and cooler for a bit. If done correctly at the right time and with sizeable divisions losses are minimal and flowering next season likely but not to potential till the following year.



From A.M.C. & J.C.





Our **November** guest speaker was **Paula Brown** with an enticing talk on **Sarcochilus**.

There was also a slide show with her talk. Here are the notes Anne-Marie took during Paula's informative presentation.



**Deflasking**— into 2 litres of tepid water add half a teaspoon of fungicide [ some people use Condy's Crystals] and 20 drops of plant hormone [ like Plantstarter from Bunnings] Mix and deflask the seedlings into this mixture while you remove the agar. The individual 50mm tubes can be put into a large squat pot which has been lined with a layer of bark then a layer of sphagnum moss. This will help to keep the humidity up for the seedlings. They will need to be sprayed every 4th time with the baby formulae. The "baby" formulae is 6 drops of Plantstarter, a pinch of Aquasol, in 1 litre of water. The seedlings can be watered with just water when they start to dry out , remembering their roots are short and a wet bottom of the tube does not mean the seedling is damp.

**Potting**—as the seedlings grow they will need to be up potted. 50 -> 80 -> 100mm in a squat pot. The more ventilation for the roots, the better. The pots should be plant size appropriate [ not over potted]. Layering of bark, then blood & bone with slow release fertiliser, then bark to the top of the pot is recommended. Bark size as fits the pot size. Finally a watering of weak Seasol to help the plant cope with the stress of the repotting.

**Lighting**— Paula uses a single layer of 70% in Winter but adds another layer of 70% coming into Summer [October]. It is removed as Winter [Easter] approaches. Small Sarcs [ 50 & 80 mm] are kept under the benches, reducing their light and lowering the temperature.

**Air Flow**—most important to space the plants and give them as much air movement as possible. Paula lives in Tuross Heads with a steady sea breeze, high humidity.

**Music**—Paula plays the radio [music ] to her Sarcs softly and although no way of proving it's benefits—her plants thrive [politicians not played]. No particular music genre.

**Medium**—Bark is what Paula only uses. It works for her. :) She uses Kiwi bark which needs pre-soaking for 3 to 5 days.

**Fertilising**—Her plants are fertilised once a week but they also get slow release fertiliser, as per instructions. They receive Epsom salts every 4 to 6 weeks. 1 tablespoon to 5 litres of water and applied carefully.



### Tips—

- Adult plants receive dolomite [ lime] in Autumn and Spring.

- As her sarcs put out their spikes, they are moved to the section of her Sarc house which has a solid roof— protecting the future flowers. REMEMBER —temperature change will cause bud drop, so think ahead.

- Spraying with Confidor , when necessary, although other pesticides can be used. Be vigilant, look for insect attacks.

- Fungus—Paula doesn't have this problem [ air flow extremely important ].

- Sarcs grow all year round but Autumn is their main growing time—repot carefully.

- Try not to disturb the roots when repotting adult plants. Don't remove old bark unless it is crumbling. When lifting out the sarc most unwanted bark will fall away. Just add new bark to fill the gaps, remember the blood and bone, followed by Seasol.

- If you add blood and bone to the surface—water it in, as it will attract rats.

**Specimens**— There is not many things more impressive than a specimen Sarc, so grow up those special ones and withstand the temptation to divide. :) This one is sitting on a milk crate—huge!!!!



Thank you, Paula Brown, for coming and talking to our club, we greatly appreciate your giving of your extensive knowledge on Sarcochilus.





## Psychopsis

The Psychopsis is found in the Oncidiinae Alliance.



The pseudobulbs are tightly clustered oval, oblong and almost round, very compressed, wrinkled, often dull red. The leaves are solitary and erect. Inflorescences are normally solitary per bulb, jointed and arched, arising from the base out of a sheath, producing a succession of flowers which last approx. 10 days, variable in colour and size from inflorescence to inflorescence and from blooming to blooming. Never cut the inflorescence until it is obviously spent as old inflorescences will continue to produce flowers for many years. However, be aware that they can flower themselves to death. If it doesn't make new growth within 2-3 season you need to cut off the spikes. This will force new growths and then it will flower off the new growths. You



can help your Psychopsis by fertilising [ so it has enough energy to put out both spike and new growths ], but don't over do it—1/2 strength 2 times a week—low N with high K type. Water in between fertilizing and always feeding is reduced in the cooler months...less watering. Yes, you can flush occasionally or water with some lime water to adjust ph. Lime water is a handful of garden lime in 10 litres of water —keep it agitated when delivering. This is best done in March and September.

The Psychopsis is also called the Butterfly Orchid because it's flower looks like a butterfly. Flowering occurs at intervals throughout the entire year and well grown plants will have many inflorescences with more than one flower per inflorescence.

In their native habitat **Psychopsis** prefer the trunks and branches of trees where they dry out quickly although they do not like to dry out completely and do not require a rest period. **Psychopsis** are intolerant of stale conditions at their roots and benefit from annual repotting, especially in bark mixes. The roots of these plants are fine and subject to salt burn if the potting medium is not regularly flushed with pure water. Because of their fat pseudobulbs, cultural problems can go undetected until significant damage has been done.



These plants must be given good air movement. They prefer moist conditions but should be allowed to nearly dry out between waterings. Psychopsis appreciate high humidity, as much as 85% RH.

The source for this was from the American Orchid Society and Barbara Hayward, A.O.C. Victorian Judge.



Thank you for your input Barbara. :) A.M.—next month we will have Barbara's Eco Insecticide Recipe. :)


\*\*\*\*\*

Our Orchid Crawl pictures come from Pat & Garry Callaghan.



The chain is a great idea for hanging pots—strong too. [so many sarcs. ] :)

Thank you, to all those who have sent your orchid house pictures in, in 2018. I look forward to seeing many more in 2019. [ don't be shy ] :) A.M.



More 2018 Spring Show winners.



Graham Jackson and



Liz Karacsonyi [ she won many more but I ran out of space. ] :)



**Premium Hunter Valley table wines.**

Whites - Semillon, Chardonnay, Verdelho, Quartet (blend of 4 dry whites).

Reds – Merlot, Shiraz, Cabernet Sauvignon, Petit Vardot, Cabernet/Shiraz blend.

Only \$108 per case/dozen + freight.

Order through Rod – 4456 4352



GET WELL WISHES—  
to all our members,  
who are sick or recovering  
from medical issues.  
Our thoughts are with  
you.



**BISHOPS**

We stock an extensive product range for all your orchid needs.

Take advantage of your V.I.P. Customer Pricing.

Come in and visit us at 21 Bellevue Street, South Nowra or ring 44232169

5% discount—show your card.

**YatteYattah NURSERY**  
*Garden Cafe*

38 Tierney Road Yatte Yattah NSW 02 4456 4254 yatteyattahnursery@bigpond.com

**MOGO**  
orchid & fern  
NURSERY

14 Charles Street MOGO NSW 2536 44742291

**Orchid Supplies**

Karen has new stocks of Orchiata bark at \$35 per bag and is offering 15% discount on pots to orchid club members – proof of membership should be provided please.

**Tyrepower**

Phone: 4455 4435 74 Princess Highway  
Mobile: 0411 590 148 Ulladulla NSW 2539  
Email: Ulladulla@tyrepower.com.au w.w.w.tyrepower.com.au  
Keith Forster - Manager

**The Committee**

-would like to thank those generous members that provide the goodies for afternoon tea and also the members who bring in plants etc., for our monthly raffles. Also we thank the people who help set up and clean up the hall—as with many hands it doesn't take very long. :)



**-REMEMBER -**

Please do not water your plants before benching them, at our meetings or shows, as it makes quite a mess.

Thank you. :)



**Disclaimer:**

The Milton-Ulladulla Orchid Society Inc., is not responsible for any information given by a member, visiting speaker or material printed in the Club's Newsletter. 2018