



# Milton - Ulladulla

## ORCHID SOCIETY INC.

Web Site: [www.miltonulladullaorchidsociety.weebly.com/](http://www.miltonulladullaorchidsociety.weebly.com/)  
<https://www.facebook.com/miltonulladullaorchidsociety/>

### President/Secretary:

Bruce McIntosh  
[michellemcintosh3@bigpond.com](mailto:michellemcintosh3@bigpond.com)

44541220

### Vice President:

Bob Harper

44540497

### Treasurer:

Rod Thomas

[rofae@tomos.biz](mailto:rofae@tomos.biz)

4456 4352

### Committee:

Michelle McIntosh

Gary McConnell

Sam Burton

Jo Church

Liz Karacsonyi

\*\*\*\*\*

### MUOS email address

[muosinc@hotmail.com](mailto:muosinc@hotmail.com)

\*\*\*\*\*

### POSTAL ADDRESS :

M.U.O.S.

P.O.Box 603

Ulladulla NSW 2539

\*\*\*\*\*

### Editor:

Anne-Marie Collins

[arimanee@yahoo.co.uk](mailto:arimanee@yahoo.co.uk)

0427885186

### MUOS email address

MUOS has a new email address

[muosinc@hotmail.com](mailto:muosinc@hotmail.com)

\*\*\*\*\*

### RAFFLE WINNERS from March Meeting

L. Cleaver 3, A.M.Collins 1, H. Douglass 1, L. Phelan 1, J. Church 3, H. Thompson 3, M. Martin 1, G. Callaghan 1, K. Moody 3, D. Cambourn 2, B. Williams 3, P. Callaghan 1, C. Weir 3, G. McConnell 4, D. Slye 2, S. Virgo 2, D. Hogan 1, S. Burton 1 & J. Verdino 1 .

### Well done to all who bought tickets.

A big thank you to those who bring in items for the monthly meeting raffle or for either of our 2 auctions each year. :)

\*\*\*\*\*


### STUNNING SARCS.

Last year we had a great talk/ slide show by Paula Brown on her sarcs. She now has her own web site and there is a link to it on our web site.

It is worth a visit online and later this year we have been invited to her place to see the sarcs. in flower—I'll be there with my camera ready.

Here is her web site address ....

<https://stunningsarcs.weebly.com>



### MARCH 2019

#### NEXT MEETING: 8th April, 2019

This month Peter Stubbs will give a very interesting talk on a mystery subject. He is an excellent grower of orchids and a well respected judge.



CWA Hall 57 Wason Street, Milton NSW

Plants to be benched from 1pm, once all is set up, and before 1.30 pm.

### GROW COMPETITION.

Grow Comp. plants can be brought in for judging, each month. They go on the table under the projector screen—write your member number on the paper provided and place under your plant, ready for judging .**Brassidium Tigerlily**

**"Tinonee"** . Good growing all. :)



## Thank You

To our President for the lovely food at his B.B.Q. The weather was full on rain and winds but we were snug under cover enjoying a lovely meal.



His ability as a chef exceeds his knowledge of orchids, but we prefer him this way. Five yummy deserts, salads and mouth watering marinated chicken plus

scrumptious sausages.



Well done Bruce McIntosh.


Congratulations to Anne Moody on winning the lucky door prize.

Thank you to Bruce & Michelle for opening up your home to us. :)

\*\*\*\*\*

### M.U.O.S Library

Jo Church has bundled together 4 magazines and a book in a plastic pouch. This will make a month's good reading. So



next meeting, have a look and get one. I have mine. :)

## NEW MEMBER WELCOME

Welcome to Ron Findlater, Diane Slye and Francoise Sikora :)

NEW MEMBERS are always welcome.

\*\*\*\*\*

### WISH LIST

- Bob Harper—Sarc. George Coulthorpe X Bessie
- Suzanne Brennan—Den. densiflorum
- Sam Burton—yellow Psychopsis
- Michelle McIntosh— Oncidium cheirophorum.
- Mary Glading—Laelia anceps 'alba'
- Liz Karacsonyi— Dock. Aust. Ginger
- Doreen Cambourn— Den. Hagoromd 'Spring Beauty' X sailor boy 'Shirasagi' , Dendrochilum Cobbianum

\*\*\*\*\*

### —FOR SALE—

Speciosums for sale  
— Den spec. Mt Larcom Gold X spec. Windermere [ 2 ] yellow \$50 each— Den. spec. Little John X spec. National White and Den. Aussie Treat Blood Red X spec. Windermere [very dark yellow] \$40 each ,large plants with new growths — contact Michelle McIntosh.

\*\*\*\*\*

### Society Polo Shirts

Society Polo Shirts can be ordered from the Secretary. These are coloured purple with a white logo and are available in the following sizes. **See the Secretary if interested in one.**

Ladies 8-24 Mens to 5xL

\*\*\*\*\*

### Did you know?

If you receive your newsletter by email, we are now sending to you [ interesting reading] newsletters sent by other clubs that the Secretary receives.

If you don't want this to happen, please let Anne-Marie know—by email [ ARIMANEE@YAHOO.CO.UK ]. Thanks A.M.



## 2019 Dates for your diary.

- 8<sup>th</sup>. April - **General Meeting** - guest speaker Peter Stubbs
- 28<sup>th</sup>. April - **Fund Raiser**, Bunnings, Sausage Sizzle,  
9.00am to 4.00pm
- 11<sup>th</sup>. May - **Roving Day**. Phelans, Clancys, Callaghans
- 13<sup>th</sup>. May - **General Meeting** – Bric A Brac auction. All  
proceeds to Club.
- 9<sup>th</sup>. June - **Bunnings Display and Promotion**, 9.00am  
to 3.00pm.
- 10<sup>th</sup>. June - **General Meeting** – guest speaker Mitch  
Karnaghan TBA
- 29<sup>th</sup>. June - **Woolworths Promotion** 9.00am to 3.00pm
- 8<sup>th</sup>. July - **General Meeting** – guest speaker Trevor  
Hughes/ Kevin Black, Cymbidiums
- 13/14<sup>th</sup>. July - **MUOS Winter Show**
- 19/20<sup>th</sup> July - Batemans Bay Orchid & Foliage Society,  
Winter show.
- 27<sup>th</sup>. July - Eurobodalla Orchid Club Exhibition at Moruya.
- 12<sup>th</sup>. August - **General Meeting**, Winter Show presentation.  
Guest Speaker Bob Bishop - Growing Orchids semi-hydroponically.
- 24/25<sup>st</sup>. August - Eurobodalla Orchid Club, Spring Show at  
Narooma.
- 6/7<sup>th</sup> September - Batemans Bay Orchid & Foliage Society,  
Spring show.
- 7<sup>th</sup>. September - **Woolworths Promotion**, 9.00am to 3.00pm.
- 9<sup>th</sup>. September - **General Meeting**, Member's orchid  
auction, 10% of proceeds to Club.
- 14/15<sup>th</sup>. September - **MUOS Spring Show**.
- 21<sup>st</sup>. September - Graham Jackson's Workshop.
- 28<sup>th</sup> September - **Combined BBOFS, EOC & MUOS BBQ and  
orchid walk at Nelligen**.
- 4/6<sup>th</sup>. October - **Eurobodalla Orchid Spectacular**  
-N.S.W. S. & W. Regional Conference of Orchid Clubs, hosted  
by Eurobodalla Orchid Club Moruya Basketball Stadium  
**With the Floral Art Exhibition.**
- 14<sup>th</sup>. October - **AGM/General Meeting**, Spring  
show presentation of trophies.
- 18/19<sup>th</sup>. October - Batemans Bay Orchid & Foliage Society,  
Native Orchid Show.
- 26<sup>th</sup>. October - **Visit to Paula Brown's** at Tuross Head,  
to see her Sarc display

- 11<sup>th</sup>. November - **General Meeting**, guest speaker,  
Gary Hodder, Dendrobiums.
- 9<sup>th</sup>. December - **Christmas Party**. :)

\*\*\*\*\*



\*\*\*\*\*



### Verdigris Fern Nursery Visit.

The visit to the fern nursery on the 6th March was awesome and many ferns were bought plus a begonia or few, were re-homed. If you get a chance to go to Verdigris Fern Nursery—GO!! Excellent ferns for sale at very cheap prices, all very unusual. We saw all parts of the process from spores to parent plant propagation. Thank you to Kylie for having us and to Batemans Bay Orchid & Foliage Society for inviting us to join them. :) A.M. :)



Our speaker this month was **Ron Boyd**, who gave an interesting talk, with a slide show, on Paphiopedilum culture.



### **Paphiopedilum Culture, especially Exhibition type Paphiopedilums**

They will grow and flower well under the following conditions.

**TEMPERATURE:** Minimum of 8 to 10 degrees Celsius to a maximum of 30+ degrees Celsius.

**LIGHT:** 70% shade cloth for all of my Paphiopedilums

**HUMIDITY:** around 70% would be ideal if possible

**POTTING MIX:** I use Ausgro composted bark, ½ inch for seedlings in compots and ½ inch (small bark) for my 48mm square tubes, also in 3 inch pots, 15 mls or medium grade for 80 mm & 100 mm pots and larger.

Orchiata bark from NZ come bone dry for quarantine reasons and needs to be soaked in water for a few days with a cup full of "Amgrow Soil Wetter" before use (available from Bunnings)

**WATER:** Quality of the water is critical. (I use rain water when ever I can and put it down to about 180% of my success in growing quality plants) If you are using water from town, they usually have a high pH Batemans Bay, water usually is about 7 to 8 Ph. All these factors will affect the uptake of fertilizer and the production of a good root system. Plants should be kept nearly moist at all times, in spring, summer and early autumn, and in Winter I only mist the leaves on warm sunny days and water once a week or so.

**A good potting mix and good air movement and good drainage holes in the pots are a must.**

**FERTILIZER:** In spring I use "Organic Life pellets made by Terra Firma" Check out their web page information. [http://tff.com.au/images/product\\_information\\_guides/terrafirma\\_product\\_info\\_organic\\_life.pdf](http://tff.com.au/images/product_information_guides/terrafirma_product_info_organic_life.pdf) This I place around the top of the potting mix and just covering with a light layer of bark, about 6 pellets per 80mm pot. Then a teaspoon of pelleted lime around the top of the pot and water in, this I now redo about every 4 to 5 weeks to keep the potting mix sweet.



Check out their web page information. <https://feeco.com/benefits-pelletizing-limestone/>.



A special Paphiopedilum blended fertilizer produced by Horticultural Solutions of Qld. Horticultural solutions PO Box 213 Capalaba Q 4157 32060037 (Wolfgang) Called Paphiopedilum Green N12 P5 K 25%

Plus lots of trace elements. I mix at about half chemical supplied teaspoon per 10 litres of water and gives a TDS reading about 150PPM+ . I use this about every 2<sup>nd</sup> or third watering during the growing season.

Campbell's Fertilisers—Diamond Special T 8-3.9-32.5+1.8Mg with micro nutrients, is a water soluble one.

Another product I use about every month is GoGo Juice, (available from Bunnings) about capful per 10 litres of water and pour over the potting mix as a general watering, This supplies microbes etc. to the mix that helps break down the chemical fertilizer so it become more available to the plants roots system

Check out their web page information.

[http://www.neutrog.com.au/product\\_range/gogo-juice-2/](http://www.neutrog.com.au/product_range/gogo-juice-2/)

**DEFLASKING:** When deflasking seedling or repotting Paphiopedilums I use a weak dose of Plant Starter to kick start the new roots, great product available at Bunnings as well

[https://www.bunnings.com.au/multicrop-1l-plant-starter-liquid-fertiliser\\_p3011214](https://www.bunnings.com.au/multicrop-1l-plant-starter-liquid-fertiliser_p3011214)





## CLUB WINNERS from our March meeting:

### Open

Cattleya to 70mm	1st	2	Y. Young
Cattleya over 70mm	1st	3	Y. Young
Native hybrid	1 <sup>st</sup>	8	G. & P. Callaghan
Oncidiinae Alliance	1st	21	L. Cleaver & T. Groube
Fern	1st	22	M. McIntosh
Foliage	1st	24	R. Spry



### Intermediate

Cattleya under 70mm	1st	25	J. Church
Cattleya over 70mm	1st	26	R. Thomas
Oncid. Alliance	1st	33	H. Douglass
Species	1st	46	J. Harriman
Misc	1st	43	J. Harriman



### Novice

Oncid. Alliance	1st	49	S. Burton
-----------------	-----	----	-----------

### Popular Vote

Open	1 <sup>st</sup>	24	R. Spry
------	-----------------	----	---------

Intermediate	1 <sup>st</sup>	46	J. Harriman
--------------	-----------------	----	-------------

Novice	1 <sup>st</sup>	49	S. Burton
--------	-----------------	----	-----------

Well done to those who benched & the best of luck to everyone with your growing, flowering and benching in 2019. :)

### GROW COMP. RESULTS

1st Rhonda Spry

2nd Yvonne Young







## NOVICE CORNER BY A.M. & J.C.

Believe it or not, the contents of your medicine cabinet or pantry can be used to help maintain healthy orchids. That's because many herbal remedies have natural anti-fungal or anti-bacterial properties that can help protect against many orchid diseases.

### 1. Cinnamon

Not only does it taste and smell good, cinnamon is a natural fungicide, which makes it useful for protecting your orchid plant from fungus and bacteria.

**How to Use It:** After you have trimmed your orchid's leaves, stem or roots, sprinkle a little dusting of cinnamon over the areas. You can sprinkle the seasoning over the area you'd like treated or dip the area directly into some cinnamon. Just make sure the areas you're sprinkling have been moistened to help the powder stick.

### 2. Isopropyl Alcohol

This common household staple is good for sterilizing things or cleaning wounds and it can help rid your plant of mealybugs. These little white creatures can infest your orchid, hatching and hiding in tiny nooks and crannies, leaving behind a sticky substance and chewing

through your plant. Often horticultural oil or insecticidal soaps are recommended to treat a mealybug infestation, but if you don't have any on hand, try isopropyl alcohol.

**How to Use it:** Dip your fingers, a cotton ball or a cotton swab in the alcohol and remove any mealybugs you see. Continue treatment by spraying the alcohol on the plant and removing any more hatched mealybugs that look like little yellow spots. To make sure you've gotten all the pests, pay particular attention to any crevices, folds or lips on your plant or pot.

**For more useful hints go to this site [ <https://www.justaddiceorchids.com/orchid-care-blog/3-orchid-care-products-at-home> ], but remember this is the opinion of one grower and you need to consider—will this work for me.**

\*\*\*\*\*


#### All novices need help.

Our questions need answers and we learn by doing, seeing, hearing and picking the brains of experience growers.

**If you have a question—send it to the editor and we will try to find the answer for you.**

\*\*\*\*\*

Our virtual orchid crawl volunteer this month is John Harriman [ Intermediate Level shower]. Lovely serene sitting area. :)



We stock an extensive product range for all your orchid needs.

Take advantage of your V.I.P. Customer Pricing.



Come in and visit us at 21 Bellevue Street, South Nowra or ring 44232169

5% discount—show your card.



Get Well Wishes to any club member recovering from surgery or sickness . :)

\*\*\*\*\*



The committee would like to thank those generous members that provide the goodies for afternoon tea and also the members who bring in plants etc. for our monthly raffles. Also we thank the people who help set up and clean up the hall as with many hands it doesn't take very long.

14 Charles Street MOGO NSW 2536 44742291

**Orchid Supplies**

Karen has new stocks of Orchiata bark at \$35 per bag and is offering 15% discount on pots to orchid club members – proof of membership should be provided please.

Tyrepower logo and contact information: Phone: 4455 4435, Mobile: 0411 590 148, Email: Ulladulla@tyrepower.com.au, 74 Princess Highway Ulladulla NSW 2539, w.w.w.tyrepower.com.au, Keith Forster - Manager

Disclaimer: The Milton-Ulladulla Orchid Society Inc., is not responsible for any information given by a member, visiting speaker or material printed in the Club's Newsletter. 2019



**-REMEMBER -**  
Please do not water your plants before benching them, at our meetings or shows, as it makes quite a mess. Thank you. :)

