



Milton - Ulladulla

ORCHID SOCIETY INC.

Web Site: www.miltonulladullaorchidsociety.weebly.com/
<https://www.facebook.com/miltonulladullaorchidsociety/>

President

Rod Thomas

rwlthomas42@gmail.com

0409687327

Secretary:

Bruce McIntosh

michellemcintosh3@bigpond.com

44541220

Vice President:

Bob Harper

44540497

Treasurer:

Keith Moody

gdayitsmoods@aol.com

44572581

Committee:

Gary McConnell

Sam Burton

Jo Church

Marilyn Higgins

Anne-Marie Collins

MUOS email address

muosinc@hotmail.com

POSTAL ADDRESS :

M.U.O.S.

P.O.Box 603

Ulladulla NSW 2539

Editor:

Anne-Marie Collins

arimaneorchid2020@gmail.com

0427885186

From the Editor:

1} My sincerest apologies for the lateness of this newsletter, many of you know I have been ill with cancer and am undergoing a range of chemo treatments. The one I am currently on has been particularly hard and although mentally alert, I am physically affected. I feel things have improved and hopefully will continue to do so. Once again, my sincerest apologies for the lateness of this newsletter.

2} **VOTING**—Please pick—your favourite NOVICE, INTERMEDIATE and OPEN orchid. Send their number to me—either by email, through facebook [messenger or on our facebook page—there will be a post for it]. Or you could text it to me on my phone number. I need your vote by 30th May. Thank you. :)

3} Also, we are asking for you to take pictures of the orchids you would have benched at the May meeting and send them to me. I will then put together a **“virtual” benching** in our next newsletter. You can even vote and send me your choices. “Virtual” winners will be announced in the following newsletter. Please when sending in your photos include **the full name of the orchid or fern or foliage, class, & if you are open, intermediate or novice. Limit of 5.**

Here is an example, of what you could send in. -->

APRIL 2020

NEXT MEETING: Monday, some month in 2020



As soon as we know when our next meeting will happen—we will let our members know. :)

CWA Hall 55 Wason Street, Milton NSW

Plants are benched when the area is ready—please fill out your benching cards carefully.

Raffles

Well done to all who regularly buy tickets. A big thank you, to those who bring in items for the monthly meeting raffle or auctions.

While we are socially isolating, if you find yourself breaking up plants and repotting small portions—maybe you could put a few aside for when we have our meetings again. They would make great raffle plants. Just a thought. :)


Virtual benching entry

NAME: Vanda amazing CLASS: Species SECTION: Novice OWNER: A.M.Collins




APRIL 2020 BENCHING EXHIBITS

NOVICE EXHIBITS



1 Cym. 'chocolate biscuit'



2 Orchid unknown

INTERMEDIATE EXHIBITS




1

Dendrobium latifolium




2 ...

M. Margeurite
'Firewalker'



3 ...

Cat.
bowringiana



4

Milt. unknown

A message from the President.

Here we are all in a very strange environment, never have most of us experienced such a world wide problem. However, despite the inconveniences we are all sharing, it seems Australia is on the right track to return to normal at the earliest possible time. I hope everyone is holding up, safe and well.

Your Committee has been working very hard using emails going back and forth, and coming up with some new ideas, the details of which you will find in other parts of this newsletter.

As we cannot have either of our shows this year, we are going to have an eShow instead, this is something very new, and I encourage everyone to join in and send us those beautiful orchids that you grow every year, but this time with photographs. We will not let the bug beat us. There is more information in this newsletter.

As a way of keeping touch with all of us, soon you will be receiving a phone call from a Committee Member for a chat, and to see how you are getting on with this years' orchid growing. It will be a good time to ask those questions you have want answered.

I hope you have been catching up with all those jobs that have been waiting around for some time, and making your orchid house look a treat. One of our members has doubled the size of their orchid shade house, and it looks great! If you have some plants in flower, why not take a photo and send it to Anne-Marie for publishing in the next newsletter.

I will be moving to a new house in early May, so I will be quite busy with one thing or another, in the next few weeks, however I am always available on the phone should you like to give me a call. Having a good old chin wag, in these strange times, is good therapy for us all.

Keep safe everyone

Rod



OPEN SECTION



1.....Restrepia antennifera x escobariana



2Masdevallia Marguerita"Fire Walker"



3Mtsa. Dennis Kleinback 'Crowhurst'



4

PAGE 3

Lealia Anceps veitchaha Blue x Anceps 'Dawson'

2020 Dates for your diary.

- 8th. June **General Meeting** – guest speaker CANCELLED
- 27th. June T.B.C. **Woolworths Promotion** CANCELLED
- 4/5th. July **MUOS Winter Show** CANCELLED
- 10/11th. July Eurobodalla Orchid Club, Winter Show,
CWA Hall, Moruya CANCELLED
- 13th. July **General Meeting** – guest speaker CANCELLED
- 17/18/19th July Batemans Bay Orchid & Foliage Society,
Winter show. CANCELLED
- 10th. August **General Meeting, Winter Show presentation.**
- 22/23rd. August Eurobodalla Orchid Club, Spring show at
Narooma.
- 29th. August T.B.C. **Woolworths Promotion,**
9.00am to 3.00pm
- 4/5/6th. September Batemans Bay Orchid & Foliage Society,
Spring show.
- 12/13th. September **MUOS Spring Show**
- 14th. September **General Meeting, Member's orchid auction,**
10% of proceeds to Club.
- September T.B.A. **Graham Jackson's Workshop.**
- 12th. October **AGM/General Meeting, Spring show**
presentation of trophies.
- 16/17/18th. October Batemans Bay Orchid & Foliage Society,
Native Orchid Show.
- 9th. November **General Meeting**—guest speaker, Gary Hodder
[T.B.C.]
- 14th. December **Christmas Party & end of year Presentation.**

Ron Boyd has sent in his notes, from the talk, he would have given us, on fertilization of his orchids. It will be in next month's newsletter. :)
Thank you, Ron. AM



**Foxtail fern
needed by
Anne-Marie
Collins, for floral art.**

NEW MEMBER WELCOME

NEW MEMBERS are always welcome.

—FOR SALE—

Do you have an orchid for sale?

Let Anne-Marie know and it will be put here.

WISH LIST

- Bob Harper—Sarc. George Coulthorpe X Bessie
- Sam Burton—yellow Psychopsis
- Michelle McIntosh— Oncidium cheirophorum.
- Liz Karacsonyi— Dock. Aust. Ginger
- Doreen Cambourn— Dendrochilum Cobbianum
- Teresa Bourke—Cym.Death Wish 'Speckled Spectre'
- Cym. insigne 'Alice' or 'Atlantis' or 'Best Pink'
- Dianne Slye—[Zygoneria Adelaide Meadows X Zygonabista Beenak Jester] X Zygote Arthur Elle
'Essendon' AM-AD/AOC
- Anne-Marie Collins- Ming fern, foxtail fern, aspidistra [variegated and normal] [for floral art], also an alba stanhoepa.
- Marie Martin - an alba or white stanhoepa
- Rod Thomas—Den. Enobi Purple 'splash'



Ming fern needed for floral art by Anne-Marie. :)

Society Polo Shirts

Society Polo Shirts can be ordered from the Secretary. These are coloured purple with a white logo and are available in the following sizes.

See the Secretary if interested in one.

Ladies 8-24

Mens to 5xL

NOVICE CORNER BY A.M. & J.C.

This month we are looking at 2 different kinds of pests causing trouble this time of the year.



GROW Orchids TIPS FOR BEGINNERS

Mealybugs are a fairly common pest of **orchids**, especially Phalaenopsis. At first glance it **looks** as though the plant has some sort of cottony white fluffy mass on its leaves. Closer examination reveals a wingless insect that is feeding on the plant's tissue.

How do I get rid of mealybugs on orchids?

On hard-leaved plants, gentle rubbing with the fingers, a cotton ball, cotton-tipped swab, or a soft infants toothbrush is effective. **Remove** all **mealybugs**, large and small. Afterwards, you will still need to repeat the alcohol treatment to **remove** the tiny yellowish spots which are the recently hatched crawlers.



Can hydrogen peroxide kill mealybugs?

Mix up a solution of 1 part pure **hydrogen peroxide** (with no additives) to 4-5 parts water. Mix well and water the plant, making sure to thoroughly drench all parts of the soil. The **hydrogen peroxide** will fizz; that's what **kills** the larvae and the eggs.

There are many methods—google is your friend.

How do I get rid of scale on my plants?



To get rid of **scale** insects from your **plants**, rub their stems with an old toothbrush or a cotton swab dipped in Isopropyl alcohol [rubbing alcohol], which will **kill** any insects on them. If you have a heavy infestation outdoors, prune away **the stems with the most scales**. Then, use a garden hose to wash away any loose insects.



Although time-consuming on badly infested plants, a **rubbing alcohol treatment** provides an organic solution for eradicating a **scale** problem. A cotton swab dipped in **alcohol** and brushed onto the **scales** **kills** them; the **alcohol** dissolves the

waxy coating that protects the pests.

Insecticidal **soap** can also be sprayed on houseplants to **kill scales**. Mix about 5 tablespoons of insecticidal **soap** or a very mild **dish soap** into 3.8 L of water. Pour the **soap** into a spray bottle and spray the plant, including the undersides of the leaves and stems, until the **soap** solution begins to drip.

All novices need help.

Our questions need answers and we learn by doing, seeing, hearing and picking the brains of experience growers.

If you have a question—send it to the editor and we will try to find the answer for you.

We stock an extensive product range for all your orchid needs.

Take advantage of your V.I.P. Customer Pricing.

Come in and visit us at 21 Bellevue Street, South Nowra or ring 44232169



5% discount—show your card.



Get Well Wishes to any club member recovering from surgery or sickness . :)

-REMEMBER -

Please do not water your plants before benching them, at our meetings or shows, as it makes quite a mess. Thank you. :)



The committee would like to thank those generous members that provide the goodies for afternoon tea and also the members who bring in plants etc. for our monthly raffles. Also we thank the people who help set up and clean up the hall as with many hands it doesn't take very long.



Phone: 4455 4435 74 Princess Highway
Mobile: 0411 590 148 Ulladulla NSW 2539
Email: Ulladulla@tyrepower.com.au w.w.tyrepower.com.au
Luke Forster - Manager



Disclaimer:

The Milton-Ulladulla Orchid Society Inc., is not responsible for any information given by a member, visiting speaker or material printed in the Club's Newsletter. 2020

Did you know?

If you receive your newsletter by email, we are now sending to you [interesting reading] newsletters sent by other clubs that the Secretary receives.
If you don't want this to happen, please let Anne-Marie know by email Thanks A.M.
[arimaneeorchids2020@gmail.com].