



# Milton - Ulladulla

## ORCHID SOCIETY INC.

Web Site: [www.miltonulladullaorchidsociety.weebly.com/](http://www.miltonulladullaorchidsociety.weebly.com/)  
<https://www.facebook.com/miltonulladullaorchidsociety/>

### President

Rod Thomas

[rwlthomas42@gmail.com](mailto:rwlthomas42@gmail.com)

0409687327

### Secretary:

Bruce McIntosh

[michellemcintosh3@bigpond.com](mailto:michellemcintosh3@bigpond.com)

44541220

### Vice President:

Bob Harper

44540497

### Treasurer:

Keith Moody

[gdayitsmoods@aol.com](mailto:gdayitsmoods@aol.com)

44572581

### Committee:

Gary McConnell

Sam Burton

Jo Church

Marilyn Higgins

Anne-Marie Collins

\*\*\*\*\*

### MUOS email address

[muosinc@hotmail.com](mailto:muosinc@hotmail.com)

\*\*\*\*\*

### POSTAL ADDRESS :

M.U.O.S.

P.O.Box 603

Ulladulla NSW 2539

\*\*\*\*\*

### Editor:

Anne-Marie Collins

[arimaneorchid2020@gmail.com](mailto:arimaneorchid2020@gmail.com)

0427885186

### From the Editor:


1} **VOTING**—Please pick—your favourite NOVICE, INTERMEDIATE and OPEN orchid. Send their number to me—either by email, through facebook [ messenger]. Or you could text it to me on my phone number. I need your vote by 30th June. Thank you. :)

3} Also, we are asking for you to take pictures of the orchids you would have benched at the June meeting and send them to me. I will then put together a **“virtual” benching** in our next newsletter. You can even vote and send me your choices. “Virtual” winners will be announced in the following newsletter. Please when sending in you photos include **the full name of the orchid or fern or foliage, class, & if you are open, intermediate or novice. Limit of 3.**

### WINNERS of April Benching

#### OPEN #1 PAT & GARRY

#### CALLAUGHAN



#### INTERMEDIATE

#### #1. JO CHURCH



### MAY 2020

#### NEXT MEETING: Monday, 13th JULY in 2020



**WHERE:- Civic Centre [ down stairs], Ulladulla [ main street].** Parking around the back & back door will be open. :)

\*\*\*\*\*  
CWA Hall 55 Wason Street, Milton NSW

**Plants are benched when the area is ready—please fill out your benching cards carefully.**

\*\*\*\*\*

### Raffles


**Well done to all who regularly buy tickets.** A big thank you, to those who bring in items for the monthly meeting raffle or auctions.

While we are socially isolating, if you find yourself breaking up plants and repotting small portions—maybe you could put a few aside for when we have our meetings again. They would make great raffle plants. Just a thought. :)

\*\*\*\*\*

### NOVICE

#### #2 A.M. COLLINS



FROM THE PRESIDENTS DESK:

I am so please to report that monthly meeting will resume on **Monday 13<sup>th</sup> July**

The venue for the meeting however has been changed to the Civic Centre (downstairs), in Ulladulla.

The Civic Centre is a larger area and can hold 39 people plus another 12 in the Conference Room.

This will enable seating for as many members who would like to attend to sit appropriately.

Social Distancing Rules must be complied with of course. Hand sanitizer will be available

There will be afternoon tea as usual, however no cups are available. Therefore, MUOS will supply disposable cups and plates, or if you wish, you may bring your own.

Benching plants must be completed by **1.20pm**. This allows the Committee to check plants benched are in the correct category by **1.30pm** when judging can commence.

We have booked the Centre for the next 3 monthly meetings, and hopefully the Spring Show can go ahead.

As a result of all this change, the eShow as described in last month’s newsletter will be cancelled.

Benching will be as usual, so please bring in your plants. Likewise, the sales table will operate as normal

Parking is best in the car park at the rear of the Centre and access can be made through the rear door.

Looking forward to seeing you all soon.

Rod


\*\*\*\*\*

**MAY 2020 BENCHING EXHIBITS \***

**NOVICE EXHIBITS**



# 1 .... Lc Prophecy x Blc Pamela Hetherington



# 5 Cattleya Name: Unknown



# 2 .... Lc ( I think Australian Frangipani but no tag)



# 6 Chlorophytum Comoson



# 3 PAPH Sukhakulii



# 4 Odontoglossum Allience “Wilsonara Inferno”



**OPEN EXHIBITS**



# 1 Masdevallia Marguerita "Fire"



# 5 Den. Hilda Poxon 'Hot Lips'



# 8 Cym. tracyanum



# 2 Masdevallia Marguerita "Julie"



# 6 Soph. wittigiana



# 9 Den. ( Fantasy Land x Lady Gem ) x Dal's Pride Algester



# 3 Bulbophyllum Rothschildianum



# 7 Zygopetalum Mackayii



# 10 Bulbo. Elizabeth Ann Buckleberry



# 4 L. gloediana

Open is continued on the next page.



# 11 Cym. Butterfly Kisses 'Viridian' **PAGE 4**



**OPEN EXHIBITS continued**



# 12 ....Zygo Artur Elle 'Essendon'



# 13 Laelia Anceps "Chamberlainianum"



# 19 Bulbo rothschildium



# 14 Paph Ingram.van sanderae



# 18 Blc California Girl "orchiolibrary"



# 15 ...Dock virguna Jupp



# 16 Cirro.bulbophium Rothschildianum




# 17 Bulbo. "rothchildianan"


**\*\*\*\*\*INTERMEDIATE EXHIBITS\*\*\*\*\***




# 1 Bulb. Fascination X  
Rothschilianum



# 2 Rlc Mem. Anna Balmore  
'Convex'



# 3 Bulb. Elizabeth Anne  
Bucklebury



# 4 Blc California Girl  
'Orchid Library'



## Ron Boyd's talk on Fertilising.

Hi members I was supposed to give a talk on fertilizers at our clubs Monday April 13th meeting, then along came the Covid19 virus. So not to let you down I hope this can go into our clubs newsletter to give you some idea how I manage my fertilizer program.

This is aimed mostly at the newer members of the club to help them find their way into growing Orchids



First up is my loyal friend the TDS meter, his one is the latest in line I have bought over the past 24+ years, I bought it from Tmart in China for around AU\$12 posted, best buy so far as it has been in use for the last 3 or so years and very easy to use.

Some Aussie nursery have it on sale for around \$25 + postage

The reason I use it is it gives a very accurate measurement of the strength of the fertilizer you are mixing, the old way of a spoon full per 10 litre bucket can be very strong mix as a spoon supplied by some fertilizer company in their packed is was smaller than the spoon we use to eat our food

This is accurate down to 1PPM, when mixing up powdered fertilizer for the first time I use a 10 litre bucket full of water, mix a measured amount of fertilizer in a old cup with a small amount of water, keep record, then pour this into 10 bucket of water and mix well and test for strength with the meter, more fertilizer may need to be added. Our town water currently runs around 90ppm For hungry and fast growing plants like Cymbidiums, Cattleya's, Natives etc it is recommended maximum reading of 250ppm so to get 250ppm you need the 90pm from the tested water added, thus giving a reading 340ppm. You then vary the strength depending on the seasonal growth or on small seedlings. For slower growing plants such as Paphiopedilums, Masdevalias, etc I like to use strength of around 120-150ppm maximum, so with the PPM meter it is so easy to give a correct strength to whatever orchid you are growing.

**Powdered Fertilizers;** So easy to use and at correct strength using a TDS meter, my favourite fertilizer is "Campbell's Diamond Special T" N 8.3 P9.32 K32.5 + 1.k M + micro elements

Best part of this fertilizer is the lower Nitrogen level thus giving you good growth but not excessive floppy leaf growth due to using a high Nitrogen type fertilizer

**Using Slow Release type fertilizers; I find for my orchids the Scott's 5-6 MTH EXACT HI K Controlled Release Fertilisers N11 :P 4.8 : K14.9 Plus trace elements very good, you could use perhaps a 8/9 month type last longer but slower release of fertilizer.**



These are modern types that start to release Fertilizer at 21 Deg. C. when watered, thus in warmer weather of spring / summer when new root and plant growth is starting, the plants get a nice feed without you having to mix and water with powdered types, I use it on all my orchids except Paphiopedilums, I find quick growing orchid such as Cymbidium and Cattleya family love them.

Usage, I use a pinch of the pebbles in a 100mm pot, perhaps about 15 or so pellets, in a 200mm pot of established Cymbidium a 4 finger pinch or as much as about 40 pebbles, that easy to use . I like to fertiliser around October long weekend, thus easier to remember the date and on St. Patricks Day 17 March each year.

This will help in keeping the Ph in a reasonable good range of around 6 to 6.5 Ph. I use a pelleted lime so much easier to apply.

## NOVICE CORNER BY A.M. & J.C.

Here is the conclusion of Ron Boyd's talk on fertilising.



GROW Orchids

TIPS FOR BEGINNERS



**Lime!** Quite simply all plants need lime, the calcium is critical in the development in the leaf and bulb structure and also the potting mix to keep it sweet, i.e. the PH does not drop below 5 and become acid and not to the plants roots likening, often caused the death of plants, I lime my plants in spring when applying slow release fertiliser around October long weekend, thus easier to remember the date and on St. Patricks Day 17 March. This will help in keeping the Ph in a reasonable good range of around 6 to 6.5 Ph. I use a pelleted lime so much easier to apply.

**Organic type fertilizers;** Rather large range of these available, some of the better types are combinations of animal manure and fish by products, all the better to use if they have been pelleted, these mostly last about a month or so in the potting mix but apart from fertilizer the plant, they also supply microbes and other good fungal bacteria to the potting mix and they help break down the chemical fertilizer to a more acceptable level for the plants roots to absorb. Over use of organic fertilizer can lead to rapid breakdown of the



orchid bark.

**Magnesium sulfate or Epsom Salts;** Another important trace element not supplied in large amounts to the general fertilizer mix due to it not being compatible and breaking down in general fertilizers mixes, best used separately, very important in the formation of leaf cell structure and the greening of the leaves, scientist regarded it as important to plant growth and structure as Iron is in the haemoglobin of the humans blood.

I use it about 1 large big spoon full per 10 litre bucket, if using the TDS meter around 180ppm and spray over the orchids leaves regularly in the growing season say every 2 to 3 weeks.

These are some of the methods I now use to grow my orchids successfully, ideas I have learnt from professional orchid growers and trailed and adapted to suit my growing conditions and I hope they can help you grow the champion orchid.

**Ron Boyd**



Thank you Ron, for such an interesting talk on how you fertilise your orchids. :)

\*\*\*\*\*

1. *Cym. David Sander 'Royale' x Cym. dayana 'Royale'* \$20 - L. Phelan



2. *Lc. Intercepts 'Butterfly Flash' x Laelia anceps alba 'Green Throat'*  
\$12 - L.Phelan



3. *Bulbophyllum Hahlainum*— J. Harriman



ORCHIDS FOR SALE

\*\*\*\*\*

**All novices need help.**

Our questions need answers and we learn by doing, seeing, hearing and picking the brains of experience growers.



## 2020 Dates for your diary.

- 4/5<sup>th</sup>. July **MUOS Winter Show CANCELLED**
- 10/11<sup>th</sup>. July Eurobodalla Orchid Club, Winter Show,  
CWA Hall, Moruya CANCELLED
- 13<sup>th</sup>. July **General Meeting – it's on !!!!!!!!!!!**
- 17/18/19th July Batemans Bay Orchid & Foliage Society,  
Winter show. CANCELLED
- 10<sup>th</sup>. August **General Meeting, Winter Show presentation.**
- 22/23<sup>rd</sup>. August Eurobodalla Orchid Club, Spring show at  
Narooma.
- 29<sup>th</sup>. August T.B.C. **Woolworths Promotion,**  
9.00am to 3.00pm
- 4/5/6<sup>th</sup>. September Batemans Bay Orchid & Foliage Society,  
Spring show.
- 12/13<sup>th</sup>. September **MUOS Spring Show**
- 14<sup>th</sup>. September **General Meeting, Member's orchid auction,**  
10% of proceeds to Club.
- September T.B.A. **Graham Jackson's Workshop.**
- 12<sup>th</sup>. October **AGM/General Meeting, Spring show**  
**presentation of trophies.**
- 16/17/18<sup>th</sup>. October Batemans Bay Orchid & Foliage Society,  
Native Orchid Show.
- 9<sup>th</sup>. November **General Meeting—guest speaker, Gary Hodder**  
[ T.B.C. ]
- 14th. December **Christmas Party & end of year Presentation.**

\*\*\*\*\*

## Christmas 2019



## NEW MEMBER WELCOME

NEW MEMBERS are always welcome.

\*\*\*\*\*

### —FOR SALE—

Do you have an orchid for sale?

Let Anne-Marie know and it will be put in the  
newsletter.

\*\*\*\*\*

Let Anne-Marie know if you have a special orchid you are  
after.

A few of us have been lucky so far. :)

### WISH LIST

- Bob Harper—Sarc. George Coulthorpe X Bessie
- Sam Burton—yellow Psychopsis
- Michelle McIntosh— Oncidium cheiroporum.
- Liz Karacsonyi— Dock. Aust. Ginger
- Doreen Cambourn— Dendrochilum Cobbianum
- Teresa Bourke—Cym.Death Wish 'Speckled Spectre'  
- Cym. insigne 'Alice' or 'Atlantis' or 'Best Pink'
- Dianne Slye—[Zygoneria Adelaide Meadows X Zygoneria Beenak Jester] X Zygote Arthur Elle  
'Essendon' AM-AD/AOC
- Anne-Marie Collins- Ming fern, foptail fern, aspidistra [variegated and normal] [ for floral art ], also  
an alba stanhopea.
- Marie Martin - an alba or white stanhopea
- Rod Thomas—Den. Enobi Purple 'splash'

\*\*\*\*\*

### Society Polo Shirts

Society Polo Shirts can be ordered from the Secretary.  
These are coloured purple with a white logo and are  
available in the following sizes.

See the Secretary if interested in one.

Ladies 8-24

Mens to 5xL

We stock an extensive product range for all your orchid needs.

Take advantage of your V.I.P. Customer Pricing.

Come in and visit us at 21 Bellevue Street, South Nowra or ring 44232169



5% discount—show your card.



**Get Well Wishes** to any club member recovering from surgery or sickness . :)

\*\*\*\*\*

**-REMEMBER -**

Please do not water your plants before benching them, at our meetings or shows, as it makes quite a mess. Thank you. :)



**The committee** would like to thank those generous members that provide the goodies for afternoon tea and also the members who bring in plants etc. for our monthly raffles. Also we thank the people who help set up and clean up the hall as with many hands it doesn't take very long.



Phone: 4455 4435                      74 Princess Highway  
Mobile: 0411 590 148                Ulladulla NSW 2539  
Email: Ulladulla@tyrepower.com.au    w.w.tyrepower.com.au  
Luke Forster - Manager



**Disclaimer:**

The Milton-Ulladulla Orchid Society Inc., is not responsible for any information given by a member, visiting speaker or material printed in the Club's Newsletter. 2020

**Did you know?**

If you receive your newsletter by email, we are now sending to you [ interesting reading] newsletters sent by other clubs that the Secretary receives.  
If you don't want this to happen, please let Anne-Marie know by email                Thanks A.M.  
[ arimaneeorchids2020@gmail.com ].