



Milton - Ulladulla

ORCHID SOCIETY INC.

Web Site: www.miltonulladullaorchidsociety.weebly.com/

President:

Sylvia Hawkins
Sylviamh23@bigpond.com
4472 3437

Vice President:

Elizabeth Karacsonyi
44554552

Secretary:

Bruce McIntosh
michellemcintosh3@bigpond.com
44541220

Treasurer:

Rod Thomas
rofae@tomos.biz
4456 4352

Committee:

Michelle McIntosh
Bob Harper
Gary McConnell
Sam Burton
Ron Cox
Wayne Hamilton

Editor:

Michelle McIntosh
michellemcintosh3@bigpond.com
44541220

POSTAL ADDRESS:

PO Box 603
ULLADULLA NSW 2539

NEXT MEETING:

8 May 2017
CWA Hall Milton NSW
Plants to be benched between
1pm and 1.30 pm

SHOW DATES:

Milton-Ulladulla at Civic Centre

Winter Show

July 15th & 16th
Saturday 10am to 3.30
Sunday 9am to 2.00pm

**Eurobodalla Orchid Club at CWA
Hall Moruya**

Winter Show

July 7th & 8th
Friday 9am to 4 pm
Saturday 9am to 2 pm

**Batemans Bay at the Soldiers
Club**

July 21st & 22nd
Friday 21st 10 am to 6pm
Saturday 22nd 10am to 3pm

Orchids Out West

May 26th to 28th
At Hawkesbury Racecourse

**The Australian Orchid Council's
Conference**

At Hawkesbury Indoor Stadium at
Windsor on 18-22 July 2018

April 2017



Raffles Winners

John Brennan, Mildred Hughes,
Rhonda Spry 3, Bruce McIntosh
2, Annette Neilsen 3, Marilyn Hig-
gins. Sam Burton 5, Charlie Weir,
Sylvia Hawkins, Bob Harper 3, Garry
McConnell 3, Marilyn McDougall,
Maurice Gabriel, Jo Church, Doreen
Cambourn, Helen Thompson 4, Liz
Clever, Mary Glading

Roving Day 13 May

We are starting at 10am at Frank &
Pat's they live at 120 Tallyan Rd Ba-
sin View after this we then come to
Bill Whitby the Bonsai man and boy
is this place worth a look his whole
yard is full of Bonsai's Bill's address
is 14 North St Ulladulla for those
coming from Frank's take the first
turn right once you get into Ulladul-
la this is Village Dr go along to the
second round about and turn left
into North St. After this we head to
the Lions Park at Burrill Lake for a
BBQ lunch provided for by the club
then we visit Wayne at 40 Com-
monwealth Av Burrill.



14 Charles Street MOGO NSW 2536

A special mention must be made here of the tremendous support the Club receives from Eddie & Karen at Mogo Orchid and Fern Nursery. They provide assistance in the way of prizes and provide our members with a high level of service.

CLUB WINNERS from our monthly

OPEN:

- Cym Inter: Liz Cleaver & Tony Groube
- Paphiopedilum: Wayne Hamilton
- Cattleya to 70: Liz Cleaver & Tony Groube
- Dendrobium: Elizabeth Karacsonyi
- Native Hybrid: Liz Cleaver & Tony Groube
- Onc Alliance: Elizabeth Karacsonyi
- 2nd Elizabeth Karacsonyi
- Onc Species: Elizabeth Karacsonyi
- Miscellaneous: Liz Cleaver & Tony Groube
- Species: Liz Cleaver & Tony Groube
- Seedling: Liz Cleaver & Tony Groube
- Fern: Elizabeth Karacsonyi
- Foliage: Rhonda Spry

NOVICE:

- Cattleya over 70: Doreen Cambourn
- Onc Alliance: Sam Burton
- Species: Annette Neilsen

GROW COMP:

- 1st Bob Harper
- 2nd Elizabeth Karacsonyi
- 3rd Elizabeth Karacsonyi

Popular Vote:

- Open:** Liz Cleaver & Tony Groube
- Novice:** Doreen Cambourn

NOVICE:

Doreen Cambourn




Popular Vote Open:
Liz Cleaver & Tony Groube



Popular Vote Novice:
Doreen Cambourn



Liz Cleaver & Tony Groube




Elizabeth Karacsonyi



Wayne Hamilton




Elizabeth Karacsonyi



Liz Cleaver & Tony Groube



Liz Cleaver & Tony Groube



Liz Cleaver & Tony Groube

BUS TRIP TO ORCHIDS OUT WEST

Orchids Out West on Friday 26 May 2017. The venue is Hawkesbury Racecourse.

There will be Orchid displays and plants for sale.

Vendors:

Fong Ping (Qld)	Sim's Orchids (SA)
John's Orchids (SA)	Cedarvale Orchids (QLD)
Nicky Zurcher (SA)	Kiwi Orchid Bark (NSW)
Orchid Species Plus (VIC)	Dark Star (NSW)
Royale Orchids (NSW)	Rolin Farm Orchids (QLD)
Woolf Orchid Culture (QLD)	Rosella Orchids (NSW)
Orchids on Newbold (VIC)	Burbank Orchids (QLD)



I would like to advise all passengers on the bus trip to arrive 5 minutes early at pick up points so all can enjoy maximum time at the Show looking at and buying Orchids, your support will be appreciated. Ron Boyd President.

Timetable, departure times are departure times

The dates for Orchids Out West 2017 are Friday 26th May 9am-4pm

Start pick up at Moruya CWA (off Queen St.) rear car-park **Departure by 6.30am**

Car park at Bowling Club Batemans Bay, the one facing Princess Highway **Departure time: 6:50am**

Ulladulla Big pick-up bus stop opposite the Marlin Hotel. **Departure time: 7:35am**

Bewong main bus and Coach stop NSW **Departure time: 8:15am**

Nowra South McDonalds; (02) 4422 1099 **arrival time: 8:30am And **Departure time: 9:00am****

Designation; Hawkesbury Racecourse, Racecourse Rd, Clarendon **Arrival: 11:45am and **departure time: 2:30pm****

(Estimated time) (about 2 to 2/2 hours if possible at the show) 1 minute from the main road between Richmond and Windsor, opposite to the Richmond RAAF Airbase.

Returning home Hawkesbury Racecourse, **departure time (Estimated time) : 2:30pm**

Nowra South McDonalds And **arrival time: 5:15pm – 5:45pm**

Bewong NSW main bus and Coach stop **Departure time: 6:00pm**

Ulladulla Big pick-up bus stop opposite the Marlin Hotel. **Departure time: 6:50pm**

Car park at Bowling Club Batemans Bay, **arrival time: 7:35pm**

Moruya CWA (off Queen St.) rear car-park **arrival time: 8:00pm**

Help for Members

If you have an orchid on your wish list, let me know and I will put it in the Newsletter. Likewise if there is anything related to orchids that you wish to sell let me know and I will try and get it in the next Newsletter for you.



WE STOCK AN EXTENSIVE PRODUCT RANGE FOR ALL YOUR ORCHID NEEDS AT

ONE LOCATION

⊗ Campbell's Orchid Fertilizer	⊗ Clear Phalaenopsis Pots
⊗ White and Coloured Labels	⊗ Range of Orchid Growing Media...AND MORE!

Take advantage of your VIP Customer Pricing

PHONE FOR DELIVERY OR VISIT US AT 21 BELLEVUE ST, SOUTH NOWRA

Ph: 4423 2359 Fax: 4423 7180

Grow comp Plant:

Please bring in your grow comp plant Den Super Star 'Bright'.



Guest Speaker

For next month meeting we have Mitch Karnaghan and he will be talking about how to mount Plants.

GUEST SPEAKER ALAN STEPHENSON

Alan came to our last meeting and showed us how he divides and repots his Dendrobium Speciosums' he likes to cut off all the roots and hang them up in the shadehouse or on the fence until the new roots form, then plant them up. Don't forget to give them a mist every now and then. He also did one which he left the roots on and just repotted it into the largest bark with the addition of stones and jumbo perlite, he very kindly donated this one to the raffle so thank you Alan.



The committee would like to thank those generous members that provide the goodies for afternoon tea and also the members who bring in plants etc. for our monthly raffles. Also we thank the people who help set up and clean up the hall as with many hands it doesn't take very long.

THE REEF MOTOR INN



The Reef Motor Inn is the place to stay, dine and meet in Batemans Bay. Situated on the Batemans Bay's foreshore adjacent to the Batemans Bay Bridge and across from the Clyde River. The Motel is a short walk to the town centre and its vibrant shopping district. We offer an onsite steak and seafood restaurant "The Reef Restaurant" specialising in fresh local produce.

Tel: 02 4472 6000
www.thereefrestaurant.com.au

Could members please not to water their orchids the day before a Meeting. It makes such a mess .

Disclaimer: The Milton-Ulladulla Orchid Society Inc., is not responsible for any information given by a member, visiting speaker or material printed in the Club's Newsletter.



YatteYattah NURSERY
Garden Cafe

38 Terney Road Yatte Yattah NSW 02 4456 4254 yatteyattahnursery@bigpond.com



Phone: 4455 4435 74 Princess Highway
Mobile: 0411 590 148 Ulladulla NSW 2539
Email: Ulladulla@tyrepower.com.au www.w.tyrepower.com.au
Keith Forster - Manager

ALAN & MIRIAM'S NEWSLETTER

ALAN'S COLUMN APRIL 2017

This year our orchids have had a tough time. During summer in Sydney we had a month of abnormal heat conditions then wet conditions for a couple of weeks. Growers were hit with cyclone conditions for a few weeks. Here in Sydney many growers lost a lot of plants through the heat. Watering became a problem of too much water during the heat. After a couple of days the rain set in. Many plants then became over saturated unless the plants were grown under cover! It is now April and still raining. Don't water even if plants are under cover. Wait until the mix starts to dry out, Then drench with a good organic fertiliser. Two applications ten days apart. Growers up Queensland way with their plants under water. Once the plants have had a good watering to get the flood debris off a couple of good drenches with a good organic the plants should be on their way. Watch fungal diseases in your plants such as bulb and root rot problems. There are many problems after all of these problems of bulb problems and leaf spot problems. Maintenance sprays such as MANCOZEB, PHOS ACID, ZINEB etc. This should keep a lot of the fungi at bay! Watch for insect problems such as mealy bug – scale insects – dendrobium beetle – loopers – broad mite etc. It is a good idea to inspect plants weekly to if any critters around your plants. You can now start to repot some of your over grown plants. Rule one, if repotting during autumn is never over pot your plants especially cool growers such as Miltonias, Paphs etc. After potting spray with a good hormone mix, give plants a good soak with ANTI ROT®, remember ANTI ROT® does not control root rot. Remember most fungicides will not control RHIZOCTONIA. FUSARIUM is another fungus that is very hard to control. ERWINIA is another bacteria a very hard especially if you grow seedlings, paphs and phals. Bi card of soda at 3g per litre mixed in 5ml Eco oil can help to clean up a lot of diseases. DO NOT USE ON HOT DAYS. Potassium permanganate has been used to control rots of all types back in the old days at 3.125g per 100 litres of water.

A lot of work was done on the use of VIBREX® out on the Cecil Park Orchid Farm in the 1980's. It worked on *botrytis* on seedlings and flowering plants with no marked blooms. The use of VIBREX was to mix it with a activator. To control air born pathogens mix 667ml VIBREX with 667ml C 10 which is CITRIC ACID. Growing media sanitation, 1700ml VIBREX in 1700ml P6. There is a lot of literature on the use of VIBREX. As time goes on I will make out a table. For flowers we used 167ml of VIBREX in 167ml of C10 which is citric acid. ZINEB 2 1.59 + Copper Oxy in one litre of water. Stand mixture for 3 hours, agitate thoroughly before use. Mix with a good sticker – not oil. This mix will help control Pseudomonas, bacterial blights etc. Not much time at the moment so a bit on the short side.

NOTE Paper Bark impossible to purchase at the moment.

Next class: will be held on Saturday afternoon 8th April at 2pm. This month we will be having an old friend of mine who was a fantastic Paph grower. So come along All welcome, learn all about paphs from seedlings to flowering. The May class should be on the 13th May.

Supplies of Bark, Merri Cote, Merri Fert available.

This is all for now

GOOD GROWING


ALAN & MIRIAM MERRIMAN

89 LEVY STREET GLENBROOK NSW 2773

PHONE 02 4739 5141 MOBILE 0439 514141 EMAIL mirannorchids@pnc.com.au



Could all the people who won trophies at last years Winter Show please remember to bring them to either the May or June Meeting. Thank you.



We have a few members who are not well at the moment, so we wish you all a speedy recovery.

Have you run out of space for your orchids? Consider bringing some inside. Clive Halls from Beenak Orchids recommends cool growing Masdevallias as very good candidates and most are quite compact. Of course, if space is not a problem then he also provides directions for growing them in the shadehouse.

GROWING MASDEVALLIA

For indoor windowsill culture:

These little plants love a bright spot but NO direct sunlight. Sometimes a kitchen is good because humidity is higher, bathrooms likewise. Stand pots on a saucer of gravel and keep the gravel wet. DO NOT stand the plants in water. Mist the leaves daily with a small hand sprayer to which you may add a small pinch of Phostrogen fertiliser. Do not over water. Keep the potting medium just moist, never bone dry, never soaking wet. When potted in sphagnum moss, the best growing medium, you need only add a small amount of water at 2-3 day intervals. This will vary of course with the seasons and how warm or cold your house is.

Potting

Spring or Autumn are best by far. Pot on an annual basis but this does not mean you always go to a larger pot. Masdevallias prefer a small pot, only ½ " or so growth size. When they fill a 4" pot divide into 3-4 smaller plants and plant back to a 2-3" pot size. Plastic pots are fine but terracotta pots look nice and are suitable. Drainage must be adequate. Leave all live roots and clip away soft brown and dead ones. Use fresh Austmoss sphagnum moss and pack it firmly round the roots, tight but not rammed in. Keep damp only, avoid over-watering especially in the first weeks after potting. Do not pot too deeply, base of leaves just on top of moss.

Feeding

We prefer Phostrogen Plant Food at the weakest solution, 2 pinches per litre and feed this as often as you water or in your hand sprayer on the leaves. DO NOT use slow release fertiliser such as Osmocote or any high Nitrogen plant food.

For shadehouse culture:

During summer provide about 80% shade. Spring & Autumn a little less and in winter very little. Protect from frost and keep fairly dry during cold weather. Standing on a tray of wet gravel is excellent.

In General:

Masdevallias have soft lush leaves, slugs and snails love them so keep them well baited. Some brown spots are common on the leaves and they drop some leaves in summer and autumn. Leaf colour should be bright green, pale yellow means too much light, dark green too shady or overfed with Nitrogen. Most flowers come in spring but you will get occasional blooms at any time. Check the root system from time to time, if roots look dead then repot immediately.

Growing notes from Mt Beenak Orchids.

Additional notes from Brian Phelan who grows them well in in his glasshouse in our climate.

Masdevallias have no pseudobulbs and thick fleshy leaves. They require low light levels (similar to Phalaenopsis and Paphiopedilum), high humidity and prefer day temperatures to be below 30°C. Night temperature can be quite low but no frost. I keep mine at about 10°C but it will sometimes drop to 6 - 7°C in the glasshouse.

For media I use New Zealand sphagnum moss together with perlite (about 70% sphagnum/30% perlite). Using a moisture retaining media like this requires careful watering. With this mix it is not possible to flush out the mix with water as you can with an open, bark type of media so it is necessary to water carefully to keep the media just moist. I pick up each pot and individually water each week.

To prevent the build up of salts with this watering regime it is necessary to use a low level of fertiliser. I use one teaspoon of Peters Excel per 10 litres of water. This is used at each watering. It is also necessary to repot annually with this mix and the best time to do this is in autumn.